


# DEX™ BY GATE

## RETHINK CONCRETE FROM CONCEPT TO PRODUCT



CODA Tech Square | Atlanta, GA | Natural Light DEXterity



### CUSTOM CONCRETE SOLUTIONS

DEX BY GATE is a pioneer of designer concrete. We offer two collections of terrazzo finishes in addition to our polished concrete finish options. With over 70 standard finishes and custom finishes made to order, as well as, the ability to create one of a kind designs from stair treads to façades to urban furniture, we can accomplish your design goals.

DEX BY GATE's concrete solutions are designed using the most extensive selection of products and materials in the industry. We harness concrete's potential and create unique and lasting products for both interior and exterior uses. The capability of high-performance concrete allows us to manufacture oversized units as well as produce products with intricate details.

At DEX BY GATE, we're more than a manufacturer, we're a partner. From start to finish, we work with you to create the perfect design and finish for your project while ensuring the quality and care of your product.





**ABOUT DEX BY GATE - A product of** 

DEX BY GATE is one of eight prefabricated concrete manufacturing facilities operated by GATE Precast in the United States. While based in Atlanta, GA, DEX BY GATE serves both U.S. and international clients.



Originally established in 1999 as DEX Industries, DEX BY GATE is a pioneer of designer concrete using materials such as cast concrete, ultra high-performance concrete, and terrazzo.

High-performance concrete can be used to create decorative and protective façade elements, grand entrance cladding, urban furniture and interior solutions such as stair treads, interior wall panels, countertops, boardroom tables and sinks.


With high-performance concrete's unique set of properties, a fraction of the materials in conventional concrete mixes is used with thicknesses ranging from 1/2" to 3". In this way, carbon emissions from manufacturing, transportation, and installation are reduced.

DEX BY GATE's concrete solutions are designed using the most extensive selection of products and materials in the industry. We harness concrete's potential and create unique and lasting products for both interior and exterior uses.

The facility has full in-house engineering and design-assist departments and offers in-house digital design utilizing a 3-axis CNC router machine as well as 8-axis robotic 3D printing and CNC equipment. Additionally, DEX BY GATE has three slab resurfacing and polishing machines. To help maintain consistent material production, the facility is equipped with a batch mixer.



**FAÇADES**



**STAIR TREADS**



**SINKS**



**COUNTERTOPS**



**PAVERS**



**URBAN FURNISHINGS**





ThermoFisher Scientific | Waltham, MA | Crystal DEXterra

### CUSTOM STAIR TREAD FINISHES

DEX by GATE creates stairway masterpieces that are beautiful as well as durable. Our stair treads have compressive strength of 6,000 PSI and flexural strength of 400 PSI. Our products are made to stand the test of time. With multiple finishes to choose from, our creations are as unique as the ones designing them.

Products include tread and risers, flat treads, self-supporting treads, landing panels, cove and flat base and wall panels.


Additional products and finishes are available.

For more information contact:

**ED PUESCHEL**

Cell: (404) 316 - 9083


Email: [epueschel@gateprecast.com](mailto:epueschel@gateprecast.com)





## DEXTERITY - Polished Concrete Finishes

DEXterity is a cement-based material as close to perfect as you can get with concrete. DEXterity is a high performance, dense material that can be internally pigmented to work with any color pallet, formed to any shape, and machined, cut and honed and still yield the same consistent finish. DEXterity is sealed with a premium sealer with a satin sheen imparting a soft natural aesthetic with a durable and stain-resistant finish.



BABE


CAYENNE

CHOCOLATE

DUSK

EGGSHELL

GOLDENROD



GRAPHITE


JADE

LIGHT GRAY

LIGHT SANDSTONE

MANCHESTER TAN

MEDIUM GRAY



NATURAL LIGHT

OCEAN SPRAY

PLATINUM

PORTABELLO

PURPLE

SANDSTONE



SEAL

SNOW

TACO MAMACITA

TAUPE


WILLOW

\*Variations in finishes may exist due to the custom nature of the mix.



## DEXTERRA - Terrazzo Finishes


DEXterra is an engineered cast concrete material comprised of White Portland Cement, select White Pozzolins, Silica and Quartz Sands plus natural and recycled aggregates resulting in a dense, high-performance material of low permeability. Several DEXterra concrete finishes use pre and/or post-consumer recycled materials making DEXterra an ideal material for contributing points to LEED projects. DEXterra is available in both standard and custom finishes.



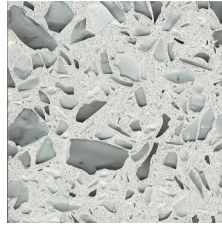
ABALONE



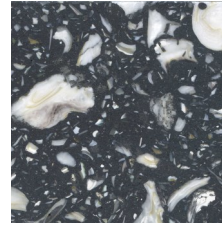
ALPINE MEADOWS




AQUA VELVA



ARTIC




BLACK OYSTER



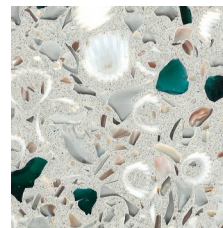
BLACK PEARL



BLISS




CHERRY




CORONADO



CRYSTAL



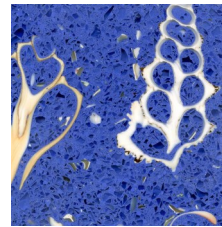
HAVEN RAVEN




LIGHT SANDSTONE ICE



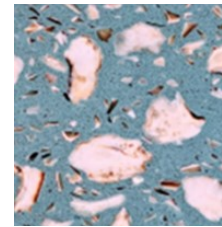
LOUNGE



MOWIE WOWIE  
Includes cut shell inlays



PLATINUM ICE



ROCKEFELLER




SCORPIO




SEASIDE SPLASH



SHATTERED



SOL



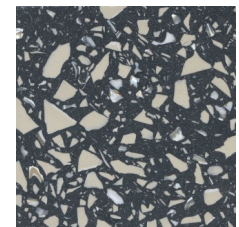
STRIKE IT RICH



TIGER SHARK



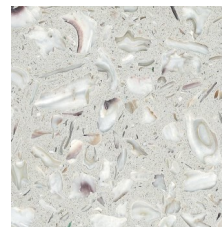
VANILLA ICE



VORTEX



WHITE CASTLE  
Includes cut shell inlays



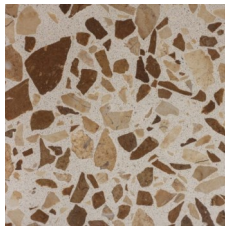
WHITE OYSTER

\*Variations in finishes may exist due to the custom nature of the mix.




## VENIZIA - Terrazzo Finishes

DEX Venizia is a concrete based terrazzo made in the flavor of traditional Venetian terrazzo. Its chunky look is the result of marble aggregate chips averaging  $\frac{3}{4}$ " to 1" and even up to 1  $\frac{1}{2}$ " in some finishes. Venizia is honed to a satin sheen and then sealed with a durable clear coat for superior protection.




ASPEN



AZIZA




BLACK BEAUTY



BOBBLES



BONSAI




CAMO



COCONUT



DESERT



ENZO



FABIO



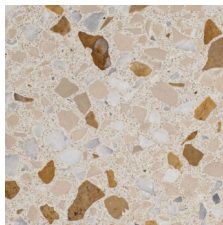
FLINTSTONE



FOXY-ROXY



GREAT WHITE




LYLA



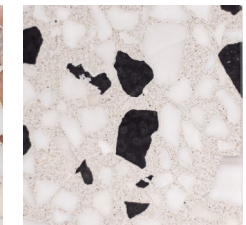
ONYX



OPA!




ROSA




RUBBLE



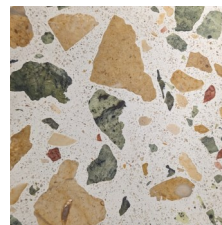
SALT




SARAH SMILES



THUNDERHEAD



TOPIARY



TUMBLE



WHITE CAP

\*Variations in finishes may exist due to the custom nature of the mix.

**PRECAST CEMENT TERRAZZO SPECIFICATION**  
**TREADS, BASE, STRINGERS AND OTHER AMENITIES - SECTION 09 66 00**

**PART ONE - GENERAL**

---

1.1 SUMMARY

- A. Types of precast concrete work included:
  - 1. Precast concrete stair treads
  - 2. Precast concrete stair risers
  - 3. Precast concrete stair landings
  - 4. Precast Concrete Sinks
  - 5. Precast Concrete Counters
  - 6. Precast Concrete Other
- B. Setting material, grouts, sealants and caulks
- C. Installation of precast concrete stairs, risers and landings
- D. Related work not specified under this section
  - 1. Installation of steel stairs to receive precast terrazzo

1.2 REFERENCES

- A. American Society for Testing and Materials (ASTM)
  - 1. ASTM C-150
  - 2. ASTM C-39
  - 3. ASTM C-293
  - 4. ASTM C-1028

1.3 SUBMITTALS

- A. Shop Drawings
  - 1. Submit shop drawings of all precast concrete items showing detail sections and profile for all precast items. Details shall show all reinforcing and special hardware for fastening.
- B. Samples:
  - 1. Submit maximum of 3 samples 3" x 3" size for all color.
    - a. Color to be selected from DEX BY GATE color pallet.
  - 2. Submit 1 copy of maintenance literature.
  - 3. Quality Assurance and Procedure Program
- C. Performance Requirements:
  - 1. Compressive strength 6,000 PSI
  - 2. Flexural strength 400 PSI
- D. Certification:
  - 1. Suppliers shall furnish certification attesting that materials meet specification requirements.

## PART ONE - GENERAL

---

### 1.4 QUALITY ASSURANCE

- A. Manufacturer's Instructions: In addition to specified requirements, comply with Precast Concrete Manufacturer's instructions and recommendations for substrate preparation, materials storage, mixing and application, finishing and curing.
- B. Qualifications: Precast Concrete Manufacturer and Trade Contractor must have a minimum of 5 years of successful experience on projects of similar magnitude and complexity to that indicated project. Manufacturer and Contractor to be prequalified by Architect prior to bidding. Failure to prequalify will void bid.

### 1.5 DELIVERY, STORAGE AND HANDLING

- A. Packaging and Shipping: Precast concrete to be palletized and crated or shrink wrapped, if shipped with commercial LTL carrier, and delivered in original unopened packaging with legible manufacturer identification including size, piece number, quantities, manufacturer date and inspector initials.
- B. Report all damage due to shipment immediately.
  - 1. Customer is required to sign the Bill of Lading slip noting damaged product.
  - 2. Picture proof is required.
- A. Storage and Protection: Precast concrete to be stored indoors, in a climate-controlled environment, sheltered from moisture in original packaging. Protect from damage by other trades.

### 1.6 WARRANTY

- A. Manufacturer/Installer shall warrant installed system for a period of 1 year from date of substantial completion against failure of workmanship and materials.



## PART TWO - PRODUCTS

---

### 2.1 MANUFACTURERS

#### A. Acceptable Manufacturer:

1. DEX BY GATE

### 2.2 MATERIALS

- A. Portland Cement:: ASTM C-150 Specifications for Portland Cement.
- B. Aggregates: All aggregates to meet ASTM C-33 specifications, cleaned and properly graded to size. Aggregate shall be blended to meet individual project requirements.
- C. Coloring: Pigments used shall be inorganic, resistant to alkalinity and used per Manufacturer's recommendations.
- D. Reinforcement and Hardware:
  - 1. To conform with Engineer's and Manufacturer's design.
  - 2. Reinforce precast concrete as recommended by Precast Concrete Manufacturer.
- E. Sealer: Colorless, slip and stain-resistant sealer that does not affect color or physical properties of precast concrete surface.

### 2.3 MANUFACTURED UNITS

#### A. Sizing Tolerances:

1. All units to conform to shop drawings with a 1/16" tolerance in dimension.

#### B. Precast Surfaces and Edges:

1. All exposed edges to be ground and polished with a minimum of 1/16" bevel or ease.
2. All finished surfaces to be ground and polished, free of holes and to have overall uniformity in matrix and aggregate.
3. All precast concrete finished surfaces to be sealed with a sealer approved by Precast Concrete Manufacturer.

## PART THREE - EXECUTION

---

### 3.1 INSPECTION

- A. Examine areas to receive precast concrete for the following:
  - 1. Defects in existing work.
  - 2. Deviations beyond allowable tolerances for the substrate.
- B. Start work only when all defects have been corrected by others.

### 3.2 INSTALLATION

- A. Setting:
  - 1. Setting methods will vary per product. Set accurately as shown on the approved shop drawings. Contact your setting material manufacturer with any questions on proper bonding of all materials.  
Setting methods are:
    - a. Cement based setting materials: Contact your selected manufacturer as recommended or specified. Setting materials can change without notice.
    - b. Epoxy based setting materials: Contact your selected manufacturer as recommended or specified. Setting materials can change without notice.
    - c. Bolt attachment: Do not over-tighten bolts to avoid cracking of the materials.
  - 2. All thinset materials, whether cement or epoxy based, will require a full setting bed be applied to all appropriate surfaces of the precast terrazzo, vertical and horizontal, where contact is made with the substrate or structural base.
  - 3. Alignment of precast should be straight and true to all dimensions. It may not vary more than 1/8" in length, height or width.
  - 4. Install anchors as shown on details, if required.
  - 5. Fill joints between with manufacturer-approved caulk or as specified.
- B. Protection:
  - 1. Upon completion, the work shall be ready for final inspection and acceptance by Owner or Owner Agent.
  - 2. General Contractor shall protect the finished work from the time the Installation Contractor completes the work.