

ONO

THE FACTS

High Performance Concrete

Tile A: 10 5/8" x 11 1/8" x 1/8" min - 7/8" max

Tile B: 7 1/2" x 16" x 1/8" min - 7/8" max

Weight = 12 lbs per unit

Tiles per square foot = 0.6 (per set)



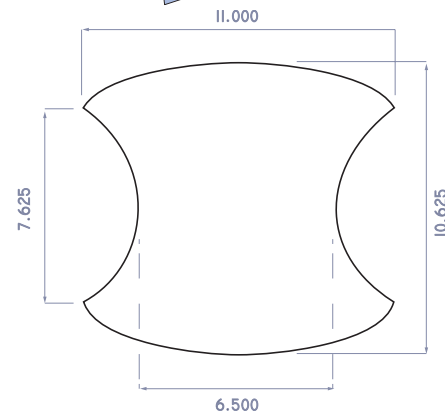
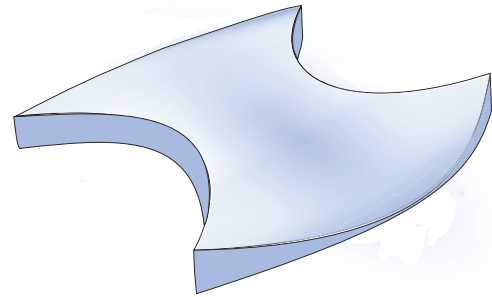
Factory Applied Sealer

Custom Termination Strips and/or

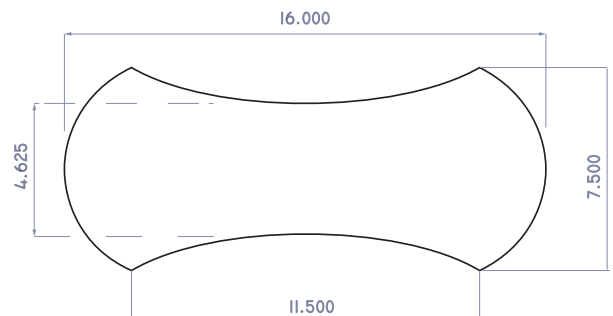
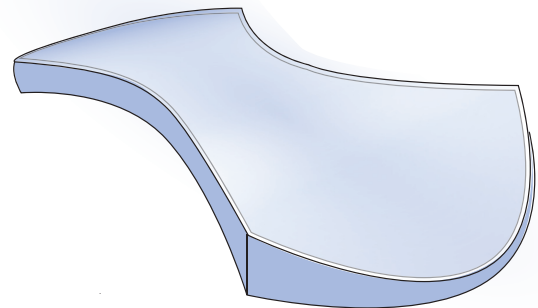
Edging 1/2 Tiles Available on Request

Available in Standard and Custom Colors

A



B



DEX

www.dexindustries.com
sales@dexindustries.com
404.753.0600

DIMENSIONS TILE