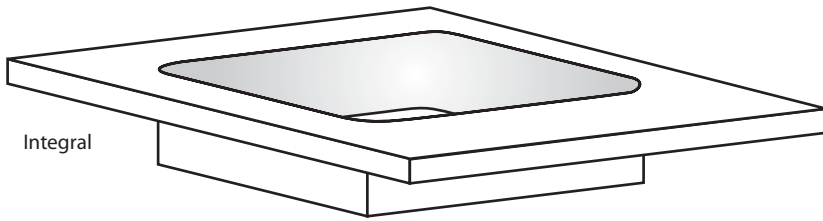


MENDEZ

Satellite - Bar



Integral

An old standby, dependable conservative in design. Easy to clean with soft, round corners. Length and width positions are interchangeable.

DESIGN OPTIONS

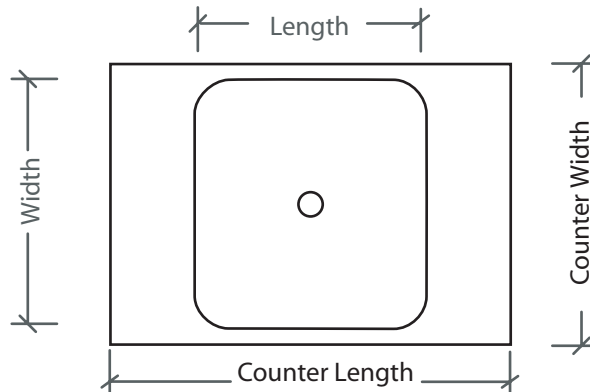
	Vessel (above counter)
X	Undermount (below counter)
	Stand Alone / Floating
X	Integral - Standard Cabinet Install
X	Double Basin

BASIN SIZE OPTIONS

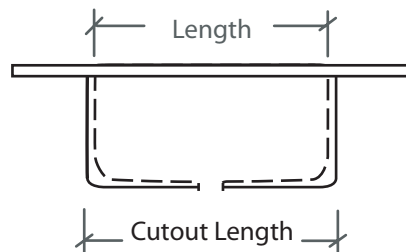
Dimensions are nominal within a tolerance of 1/8" +/-

Model	Length	Width	Depth	Drain	Counter Length	Counter Width	*Cutout Length	*Cutout Width
MEN-1	14"	15"	7"	3.5"	19" Min	21" Min	17" Min	18" Min

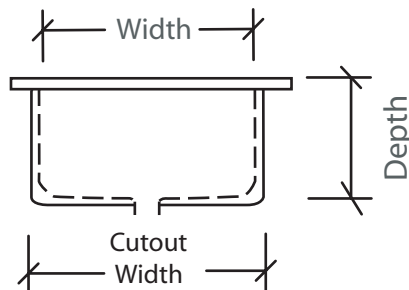
PLAN VIEW



FRONT VIEW



SIDE VIEW



*applicable to integral applications where sink falls below cabinet opening

DEX

www.dexstudios.com